

# WatchNet® Site Health


1/5/2008 3:03:18 PM - 2/4/2008 3:03:18 PM

## Company

Intellisys  
2451 South 600 West  
Salt Lake City, Utah  
800-752-6110  
www.mywatchnet.com

## Sales

800-752-6110  
sales@mywatchnet.com



## Alerts

The number of self-healed alerts are indicated by the brackets.

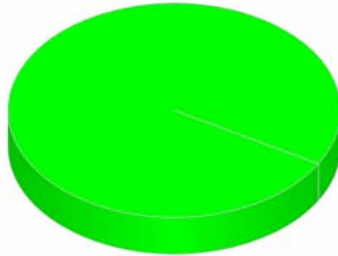
	Network	OS	Uncategorized	Application	Total
Switch	96 (0)	0 (0)	0 (0)	0 (0)	96 (0)
Performance Counters	0 (0)	16 (79)	0 (0)	0 (0)	16 (79)
Uncategorized	0 (0)	0 (0)	0 (0)	0 (0)	0 (0)
Resources	0 (0)	0 (0)	0 (0)	0 (0)	0 (0)
Firewall	0 (0)	0 (0)	0 (0)	0 (0)	0 (0)
Appliance	0 (0)	0 (0)	0 (0)	0 (0)	0 (0)
Security Events	0 (0)	0 (0)	0 (0)	0 (0)	0 (0)
Application Events	0 (0)	0 (0)	0 (0)	0 (0)	0 (0)
System Events	0 (0)	0 (0)	0 (0)	0 (0)	0 (0)
<b>Total</b>	<b>96 (0)</b>	<b>16 (79)</b>	<b>0 (0)</b>	<b>0 (0)</b>	<b>112 (79)</b>

Top Devices by Number of Alerts	
Device	Count
SBS Switch	50
sbsswitch2.sbsr2.local	46
amtintel3.SBSR2.local	4
webom.sbsr2.local	4
tiger.sbsr2.local	4
sqlwhite.sbsr2.local	2
sbs2k3r2.sbsr2.local	1
dellxp.sbsr2.local	1

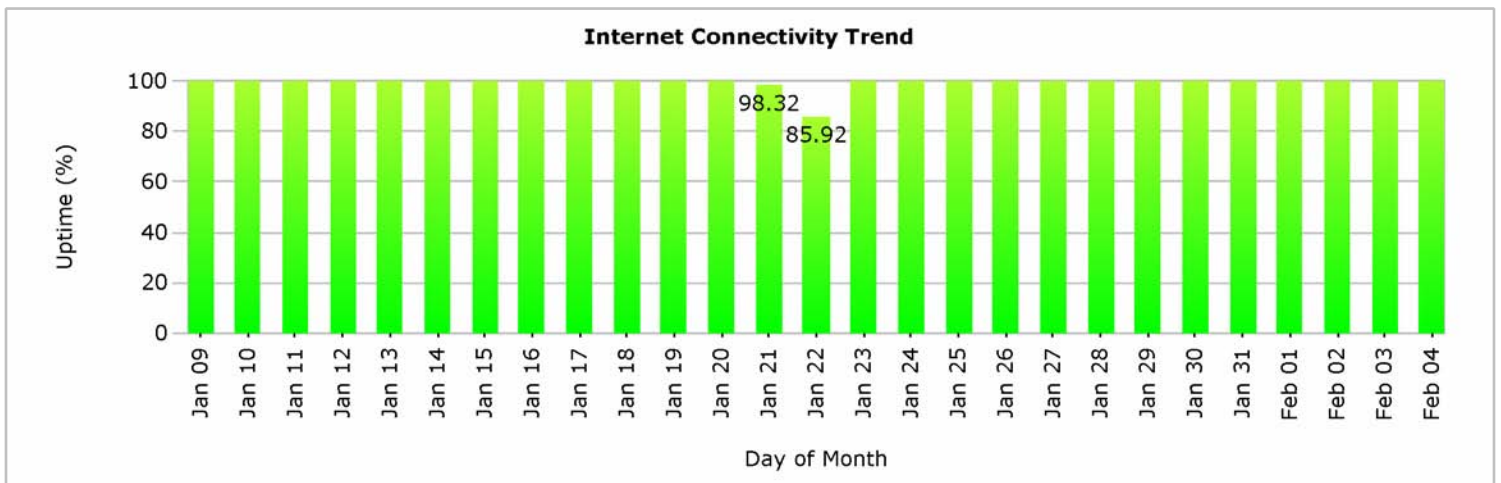
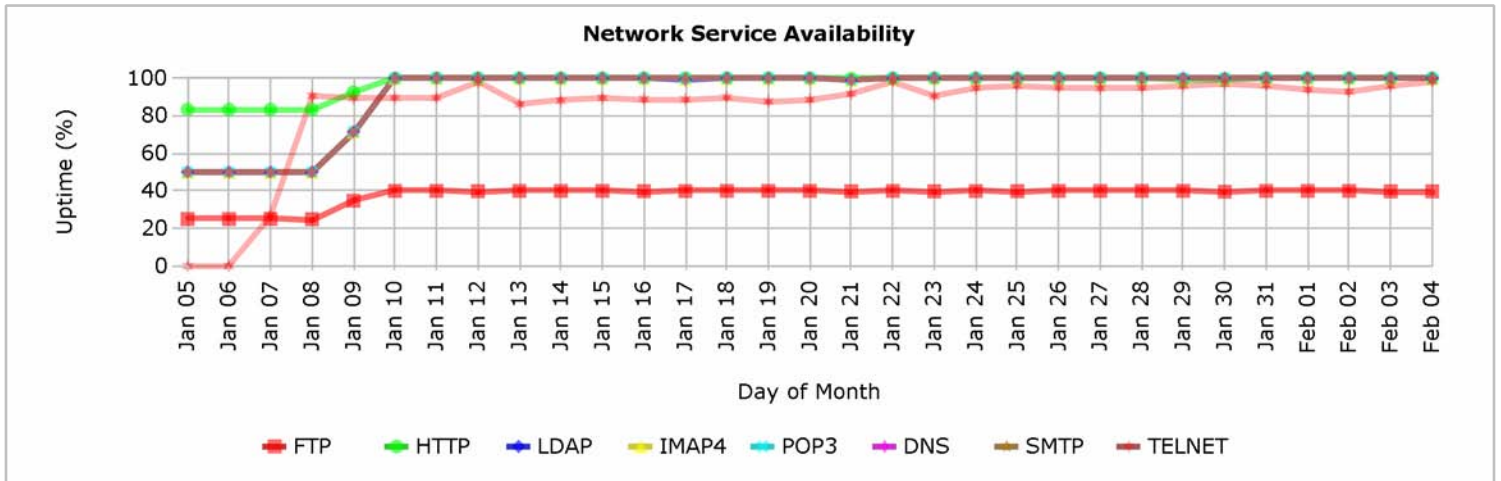
Alerts Resolution Time (based on Trouble Ticket Resolution)				
Ticket Id	Title	Device	Time Of Alert	Resolution Time
985	Warning	amtintel3.SBSR2.local	1/23/2008 4:09:57 PM	1 days, 21hrs 31mins
994	Memory Available MBytes	amtintel3.SBSR2.local	1/24/2008 3:06:30 PM	22hrs 34mins
986	Warning	sqlwhite.sbsr2.local	1/23/2008 4:09:57 PM	1 days, 21hrs 31mins
987	Warning	tiger.sbsr2.local	1/23/2008 4:09:57 PM	1 days, 21hrs 30mins
989	LogicalDisk C: % Free Space	tiger.sbsr2.local	1/23/2008 4:12:59 PM	1 days, 21hrs 27mins
988	Warning	webom.sbsr2.local	1/23/2008 4:09:57 PM	1 days, 21hrs 31mins

### Network Statistics

Average Site Availability



Uptime 99.99%    Downtime 0.01%



Top Devices by Downtime	
Device	Downtime
sbs2k3r2.sbsr2.local	0.05%
tiger.sbsr2.local	0.03%

Top Devices by Downtime	
Device	Downtime
eeom.sbsr2.local	0.02%
amtintel3.SBSR2.local	0.00%
SBS Switch	0.00%
webom.sbsr2.local	0.00%
sqlwhite.sbsr2.local	0.00%
sbsswitch2.sbsr2.local	0.00%
dellxp.sbsr2.local	0.00%

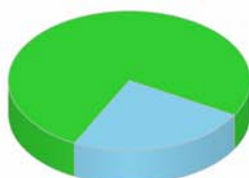
Top Network Services by Round Trip Time (based on average RTT)				
Device	Service Name	Minimum	Average	Maximum
sbs2k3r2.sbsr2.local	POP3	0 ms	2 ms	156 ms
amtintel3.SBSR2.local	SMTP	0 ms	1 ms	15 ms
sbs2k3r2.sbsr2.local	SMTP	0 ms	1 ms	3062 ms
sbsswitch2.sbsr2.local	TELNET	0 ms	1 ms	31 ms
sbs2k3r2.sbsr2.local	DNS	0 ms	1 ms	2953 ms

## SNMP

Top Devices by SNMP OID					
Device	SNMP OID	Description	Minimum	Average	Maximum
sbsswitch2.sbsr2.local	sysUpTime.0	The time (in hundredths of a second) since the network management portion of the system was last re-initialized.	1129771008.00	1250183651.50	1370728192.00
SBS Switch	sysUpTime.0	The time (in hundredths of a second) since the network management portion of the system was last re-initialized.	34853664.00	155266870.69	275811968.00
sbs2k3r2.sbsr2.local	sysUpTime.0	The time (in hundredths of a second) since the network management portion of the system was last re-initialized.	54171.00	149697439.08	296417632.00

## Security

### MBSA Security Scan Summary



- Incomplete Scan - (7)
- Severe Risk - (22)